



Revision List

Year 10 Mathematics Examination



Unit 1: Numeracy (*without* a calculator)




Unit 2: Mathematics (*with* a calculator)




Length of each paper:




Foundation Tier: 1 hour 30 minutes




Intermediate and Higher Tiers: 1 hour 45 minutes

Resources: You will require a *biro, pencil, calculator, protractor, compass and ruler.*

Year 7		
Introducing Angles	Data Handling and Statistics 1	Introducing Percentages
		

Year 8		
Introducing Algebra	Measuring Shapes 1	End of Year 8
		

Year 9		
Parts of a Number	Measuring Shapes 2	Data Handling and Statistics 3
		

Year 10		
Powers and Roots	Measuring Shapes 3	Fractions, Percentages and Decimals
		

How to revise for the examination...

1. Write a *revision timetable*.
2. Read your *revision books*.
3. Watch the *revision videos* on YouTube, answering the questions at the end of the videos.
4. Try the questions at www.diagnosticquestions.com.
5. Try the *past examination papers* on the school website / www.mathemateg.com.
6. Read your *red books*.
7. Read the *workbooks*.
8. Read over the *end of unit tests*, and the *reflection sheets*.
9. If you are unsure, ask your *mathematics teacher* for help.