



GCE AS/A LEVEL – **NEW**

2300U20-1



MATHEMATICS – AS unit 2
APPLIED MATHEMATICS A

WEDNESDAY, 22 MAY 2019 – MORNING

1 hour 45 minutes

ADDITIONAL MATERIALS

In addition to this examination paper, you will need:

- a WJEC pink 16-page answer booklet;
- a Formula Booklet;
- a calculator;
- statistical tables (RND/WJEC Publications).

INSTRUCTIONS TO CANDIDATES

Use black ink or black ball-point pen. Do not use pencil or gel pen. Do not use correction fluid.

Answer **all** questions.

Write your answers in the separate answer booklet provided, following the instructions on the front of the answer booklet.

Use both sides of the paper. Please only write within the white areas of the booklet.

Write the question number in the two boxes in the left hand margin at the start of each answer,

e.g.

0	1
---	---

 . Write the sub parts, e.g. **a**, **b** and **c**, within the white areas of the booklet.

Leave at least two line spaces between each answer.

Take g as 9.8 ms^{-2} .

Sufficient working must be shown to demonstrate the **mathematical** method employed.

Answers without working may not gain full credit.

Unless the degree of accuracy is stated in the question, answers should be rounded appropriately.

INFORMATION FOR CANDIDATES

The maximum mark for this paper is 75.

The number of marks is given in brackets at the end of each question or part-question.

You are reminded of the necessity for good English and orderly presentation in your answers.

Reminder: Sufficient working must be shown to demonstrate the **mathematical** method employed.

Section A: Statistics

0 1 Three events A, B, C are such that $P(B) = \frac{1}{5}$, $P(C) = \frac{1}{6}$, $P(A \cup B) = \frac{3}{4}$, $P(A \cup C) = \frac{5}{6}$.

The events A and B are independent.

- a) Find $P(A)$. [3]
- b) Determine whether or not A and C are independent. [3]
- c) What can be said about the events B and C if $B \cap C = \emptyset$? [1]

0 2 Bethan owns a clothing company. Records of past sales show that 30% of people who come into her store buy at least one item of clothing. She would like to increase the proportion of people who buy at least one item. She believes that social media advertising will achieve this. Let p be the proportion of people who buy at least one item of clothing after Bethan has carried out social media advertising.

- a) State suitable hypotheses to test Bethan's belief. [1]

She considers the first 50 people who come into her store after she carries out social media advertising to be a random sample, and observes that 21 of them buy at least one item of clothing.

- b) Carry out an appropriate test at the 5% level of significance, stating clearly the conclusion that Bethan should reach. [5]
- c) What else would Bethan need to consider in order to decide whether or not to continue social media advertising? [1]

Ali also owns a clothing company. From past experience he knows that 29% of people who come into his store buy at least one item of clothing. He starts selling a new brand of clothing and notices that during the following week 35% of people buy at least one item of clothing. He carries out a statistical test using this data on the following hypotheses, where θ is the proportion of people who buy at least one item of clothing.

$$H_0: \theta = 0.29$$

$$H_1: \theta > 0.29$$

- d) State the fundamental error in Ali's statistical test and explain what he should have done, including appropriate hypotheses. [3]

0	3
---	---

The number of patients arriving at the Accident and Emergency (A&E) department of a hospital has a mean of 5.3 per hour. A Poisson distribution is used to model the number of patients arriving at A&E in a particular time interval.

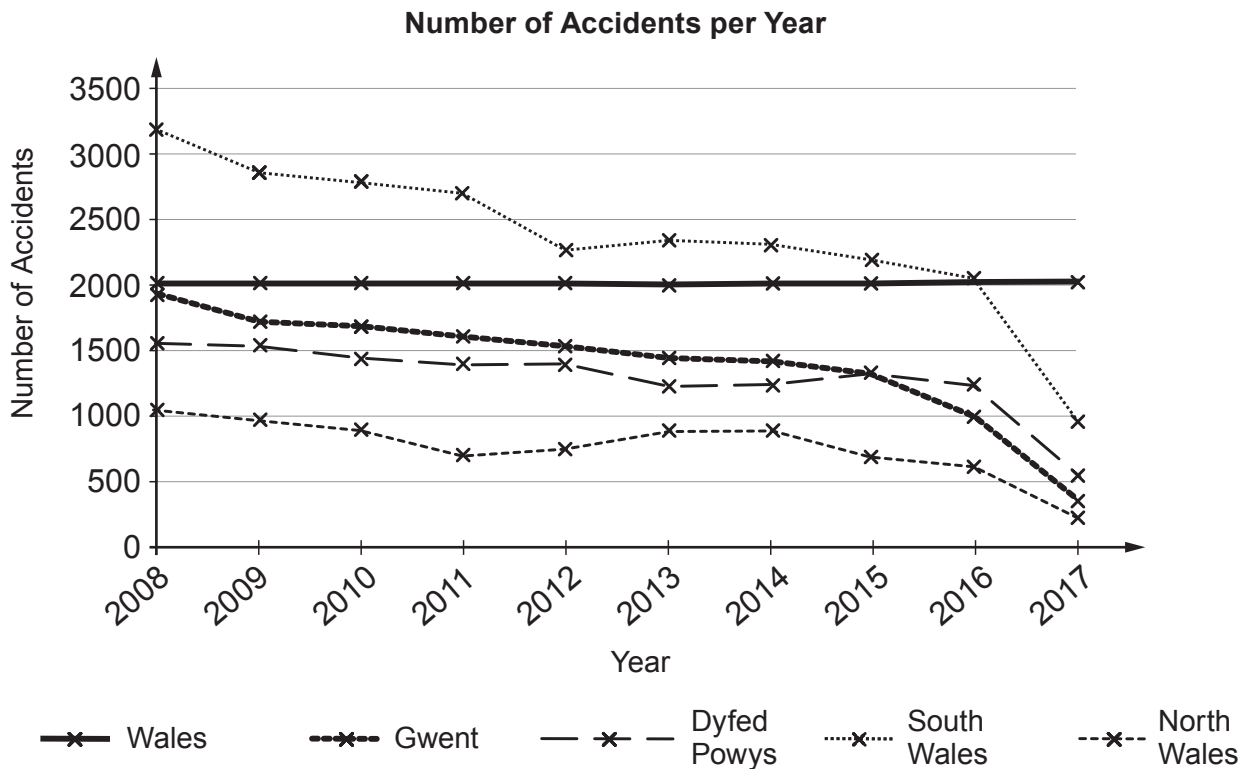
- a) Determine the probability that exactly 7 patients arrive in a one-hour period. [2]
- b) Find the smallest integer n such that the probability of at least n patients arriving in a 90-minute interval is less than 0.09. [4]
- c) Give **one** reason why a Poisson model may not be appropriate in this context. [1]

TURN OVER

0 **4** Angharad collects the following data from the stats.wales.gov.wales website which shows the number of road accidents in different regions of Wales.

Year	2008	2009	2010	2011	2012	2013	2014	2015	2016	2017
Wales	7784	7126	6850	6434	5971	5895	5876	5543	4921	2079
North Wales	1956	1724	1695	1600	1535	1445	1415	1333	997	341
Dyfed Powys	1560	1542	1454	1407	1412	1231	1249	1325	1238	543
South Wales	3208	2880	2805	2715	2283	2345	2328	2196	2066	958
Gwent	1060	980	896	712	741	874	884	689	620	237

a) Angharad is interested in road safety and produces the following graph.



- i) State two errors that she has made.
- ii) Angharad states that South Wales is the most dangerous region of Wales in which to drive. What other information should she take into consideration before making this statement? [3]

Wales is also divided into 22 smaller regions. The numbers of accidents in 2017 in the 22 smaller regions are summarised in the table below.

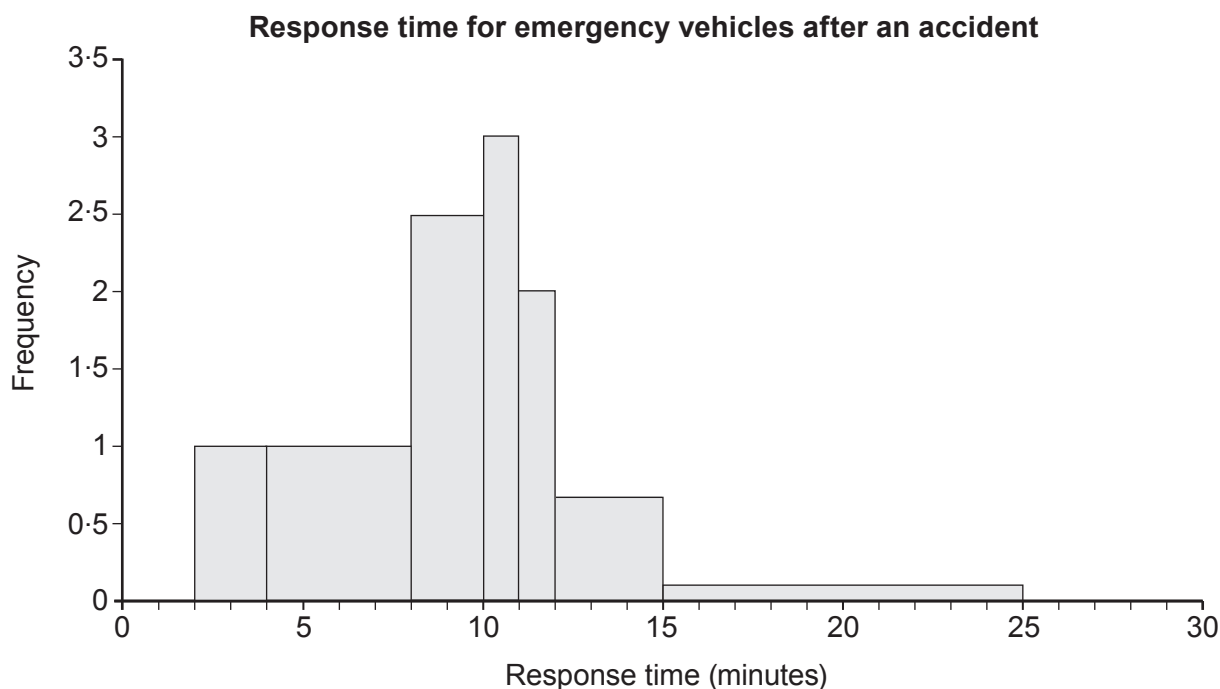
Number of Accidents	Midpoint (x)	Frequency (f)
0 - 50	25	6
51 - 100	75.5	9
101 - 150	125.5	2
151 - 200	175.5	4
201 - 250	225.5	0
251 - 300	275.5	1

- b) For these 22 smaller regions, calculate estimates for the mean and standard deviation of the number of accidents per region in 2017.

You may use $\sum fx^2 = 285654$.

[4]

- c) Angharad also investigates the response time for emergency vehicles after 19 accidents in the region where she lives. She produces the histogram below.



- i) State a correction that Angharad needs to make to this histogram.
- ii) Angharad says, "More vehicles respond in a time between 10 and 11 minutes than in any other 1-minute interval." Comment on her statement.
- iii) Comment on the skewness of this histogram.

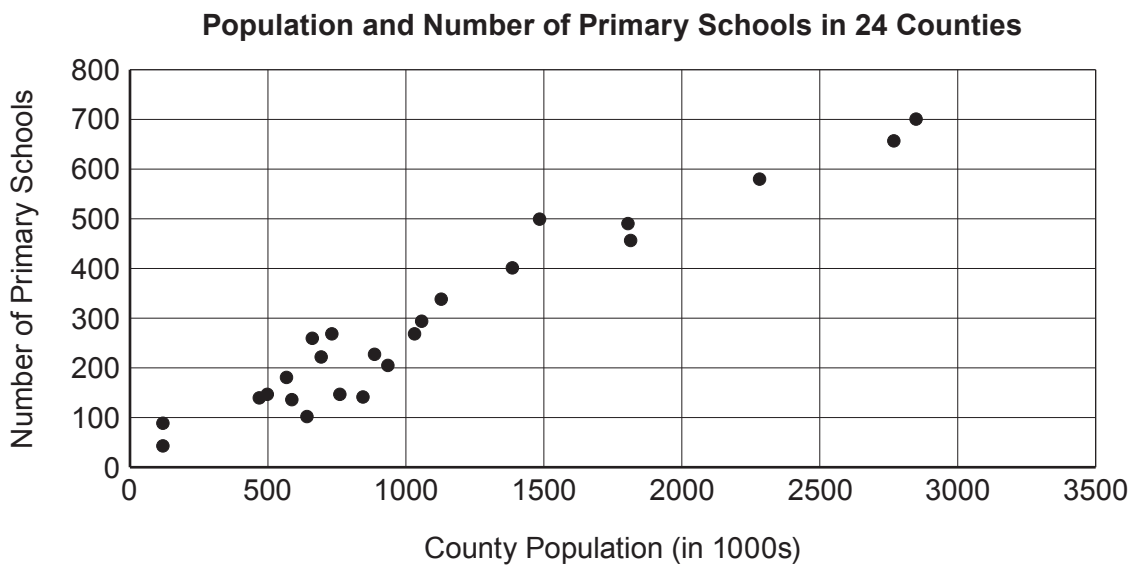
[3]

0 5

Huw investigates the opinion of the public about their local primary schools. He visits his town centre and administers a questionnaire to 120 people over the course of several days.

- a) What type of sampling is this? [1]
- b) How could Huw's sampling be improved? [1]

Huw wishes to investigate the relationship between the population and the number of primary schools in a county. He searches the internet for data and selects a random sample of 24 counties from the UK. He produces the following scatter diagram.



The equation of the regression line for this dataset is given by

$$\text{Number of Primary Schools} = 22.7 + 0.2406 \times \text{County Population (in 1000s)}.$$

- c) State a limitation of this regression line. [1]
- d) Calculate an estimate for the number of primary schools in a county with a population of 889 000. [2]
- e) Statisticians often say, "Correlation does not imply causation". Comment on this statement in this context. [1]

Section B: Mechanics

0 6 Three forces \mathbf{F}_1 , \mathbf{F}_2 and \mathbf{F}_3 are acting on a body of mass 2 kg such that

$$\mathbf{F}_1 = (6\mathbf{i} - 7\mathbf{j}) \text{ N},$$

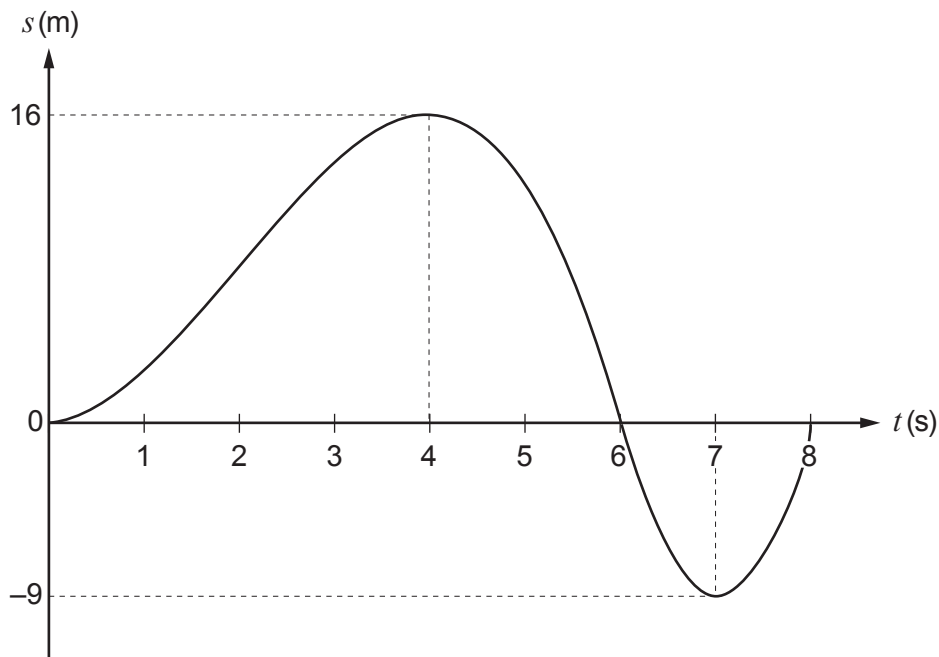
$$\mathbf{F}_2 = (a\mathbf{i} + 2\mathbf{j}) \text{ N},$$

$$\mathbf{F}_3 = (5\mathbf{i} + b\mathbf{j}) \text{ N},$$

where a , b are constants.

- a) Given that the acceleration of the body is $(7\mathbf{i} - 3\mathbf{j}) \text{ ms}^{-2}$, find the values of the constants a , b . [4]
- b) A fourth force, \mathbf{F}_4 , is then applied to the body causing it to move with constant velocity. Find \mathbf{F}_4 , giving your answer in vector form. [2]

0 7 An athlete is running along a straight horizontal track during the interval $0 \leq t \leq 8$, where t is the time in seconds. The displacement, s metres, of the athlete relative to the origin O is modelled by the displacement-time graph shown below.



- a) Determine the total distance travelled and hence find the average speed of the athlete. [3]
- b) Write down the times when the athlete is instantaneously at rest. [1]
- c) Write down the time interval where
- the velocity of the athlete is negative,
 - the velocity is increasing **and** the speed is decreasing. [2]

0 8 Lowri kicks a football vertically upwards with a speed of $u \text{ ms}^{-1}$ from a point which is 0.9 m above horizontal ground. The ball reaches a greatest height of 10.9 m **above the ground**. You may assume that there is no air resistance acting on the ball during its motion.

- a) Show that $u = 14$. [3]
- b) Determine the time between the ball being kicked and the ball hitting the ground. Give your answer correct to one decimal place. [4]
- c) In addition to the assumption given in the question, write down one further assumption that you have made in your solution. [1]
- d) Lowri now goes into a sports hall where the height of the ceiling is 11.5 m. She believes that if she kicks a lighter ball vertically upwards from the same height of 0.9 m above the floor, with the same initial speed of 14 ms^{-1} , then the ball would hit the ceiling.
Explain why this may not be the case according to this model. [1]

0 9 A particle moves in a straight line so that its acceleration $a \text{ ms}^{-2}$ at time t seconds is given by

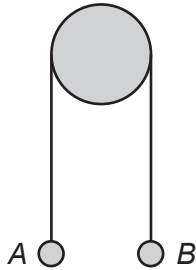
$$a = \begin{cases} 2t - 8 & \text{for } 0 \leq t \leq 5, \\ 2 & \text{for } t > 5. \end{cases}$$

At time $t = 0$, the particle has velocity 12 ms^{-1} .

- a) For $0 \leq t \leq 5$, find an expression for the velocity of the particle at t s. [3]
- b) Hence, determine the velocity of the particle when $t = 14$. [3]

- | | |
|---|---|
| 1 | 0 |
|---|---|

 Two particles A and B , of mass 3 kg and $M\text{ kg}$ respectively, are connected by a light inextensible string passing over a smooth fixed pulley. Initially, the particles are held at rest with the string just taut either side of the pulley.



The system is then released and the particles move with an acceleration of magnitude 4.2 ms^{-2} .

- a) Calculate the possible values of the tension in the string and the corresponding values of M . [7]
- b) Now suppose that the pulley is **not** smooth. Write down one assumption which you made in your solution to part (a) that is no longer valid. [1]

END OF PAPER

BLANK PAGE

BLANK PAGE